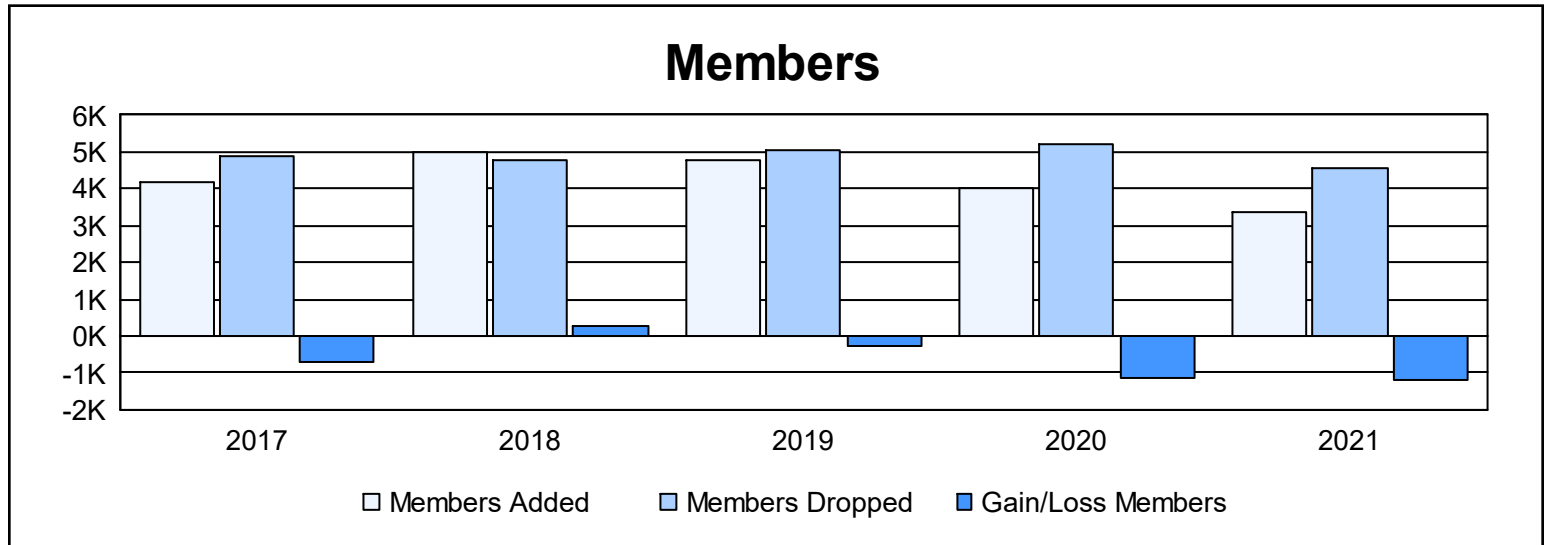
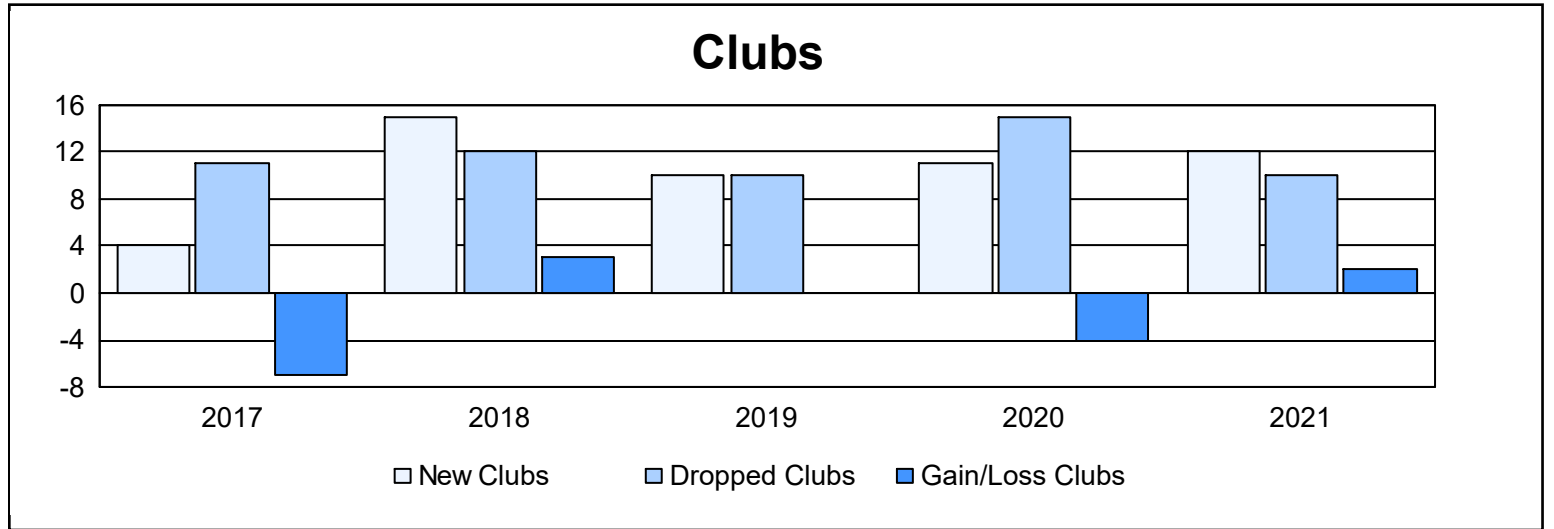
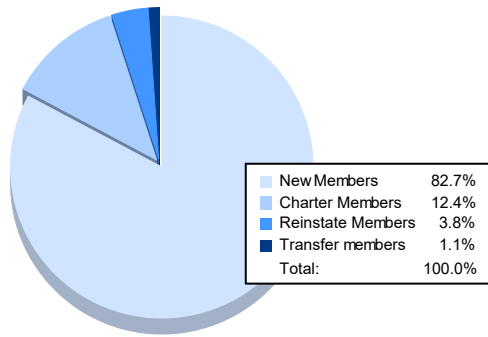


Year	New Clubs	Dropped Clubs	Gain/ Loss Clubs	New Members	Charter Members	Reinstate Members	Transfer Members	Total Member Added	Total Members Dropped	Gain/ Loss Members
2016-2017	4	11	-7	3,848	165	112	52	4,177	4,863	-686
2017-2018	15	12	3	4,167	587	160	95	5,009	4,758	251
2018-2019	10	10	0	4,118	433	188	50	4,789	5,051	-262
2019-2020	11	15	-4	3,460	410	107	61	4,038	5,195	-1,157
2020-2021	12	10	2	2,800	421	129	37	3,387	4,567	-1,180
<b>Average</b>	<b>10</b>	<b>12</b>	<b>-1</b>	<b>3,679</b>	<b>403</b>	<b>139</b>	<b>59</b>	<b>4,280</b>	<b>4,887</b>	<b>-607</b>



### Membership Composition June 2021 Cumulative



### Gender Composition June 2021 Cumulative

